

Unit 5 Module 4 | Session 6


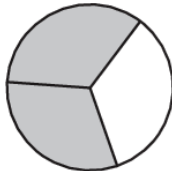

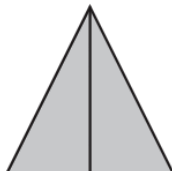
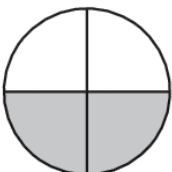

NAME _____

DATE _____



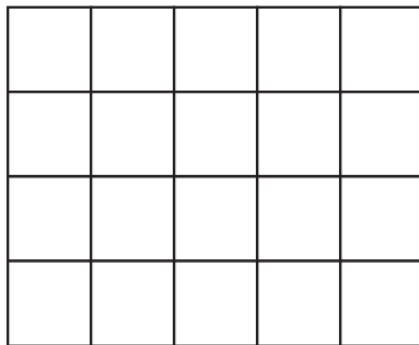
Fractions Revisited

1 Fill in the bubble next to the fraction that shows how much of each shape is filled in.

<p>ex</p> <p><input checked="" type="radio"/> $\frac{1}{2}$</p> <p><input type="radio"/> $\frac{1}{3}$</p> <p><input type="radio"/> $\frac{1}{4}$</p> 	<p>a</p> <p><input type="radio"/> $\frac{1}{2}$</p> <p><input type="radio"/> $\frac{1}{3}$</p> <p><input type="radio"/> $\frac{2}{3}$</p> 
<p>b</p> <p><input type="radio"/> $\frac{1}{2}$</p> <p><input type="radio"/> $\frac{3}{4}$</p> <p><input type="radio"/> $\frac{4}{3}$</p> 	<p>c</p> <p><input type="radio"/> $\frac{2}{1}$</p> <p><input type="radio"/> $\frac{1}{2}$</p> <p><input type="radio"/> $\frac{2}{2}$</p> 
<p>d</p> <p><input type="radio"/> $\frac{2}{4}$</p> <p><input type="radio"/> $\frac{2}{3}$</p> <p><input type="radio"/> $\frac{2}{2}$</p> 	<p>e</p> <p><input type="radio"/> $\frac{1}{3}$</p> <p><input type="radio"/> $\frac{2}{3}$</p> <p><input type="radio"/> $\frac{3}{3}$</p> 

2 Follow the instructions to color the array below.

- Color half the squares in the array red.
- Color one-fourth of the squares in the array blue.
- Color the rest of the squares in the array green.



What fraction of the array is green?